

CREATING YOUR ACCOUNT

If you don't have a Pivot account, go to <http://pivot.cos.com> and click on the **Sign up** link in the upper right of the screen. Fill out your Name, Email, Password, and Affiliated Institution. (The email you register with must be the email at your affiliated institution. Pivot will not allow you to create an account if you enter a non-institutional email address.) Click the "Create my account" button and Pivot will send you an email to the address you supplied; in the email will be a verification URL. Click on the URL and you can begin using Pivot right away!

LOGGING IN

There are two ways to access Pivot:

- 1) Use an on-campus computer and go directly to <http://pivot.cos.com>.
- 2) Log into Pivot at <http://pivot.cos.com> with your username and password. (If you have an old COS.com username and password, it will work with Pivot.) If you don't already have one, you can create one from the same page. If you've forgotten your log in information, click the "Login help" link for assistance.

You can log in to Pivot from off-campus to access your account and search for Funding or Scholars. You can also log in to Pivot from on-campus if you wish to view your Pivot homepage, manage your Funding Alerts, and/or view your tracked or active opportunities.

NEED MORE HELP?

Online Tutorials and Help Docs

Tutorials, Help documents, and FAQs are available online to learn more about Pivot. Click on the Help button at the top of any page in Pivot or the Help/Support link at the bottom of any page.

Webinars

Complimentary training webinars are available for Pivot. A complete listing of webinar sessions can be found at www.refworks-cos.com/training. New dates and times are added monthly.

Online Support

Click on Contact the Help Desk on the bottom of the Support page to fill out a form that will go to our help desk staff. Or, email them directly at support@refworks-cos.com.

Phone

Contact the help desk at +1.775.327.4105.



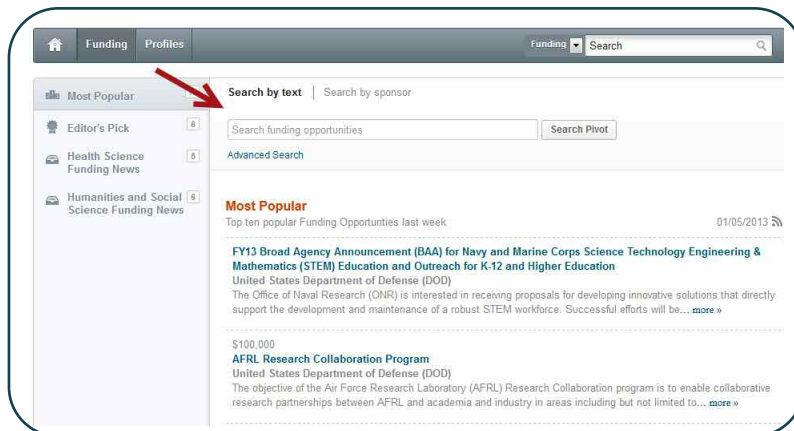
SEARCHING PIVOT FUNDING

There are several ways to search the Funding area of Pivot: Quick Search, Advanced Search and Sponsor search.

QUICK SEARCH

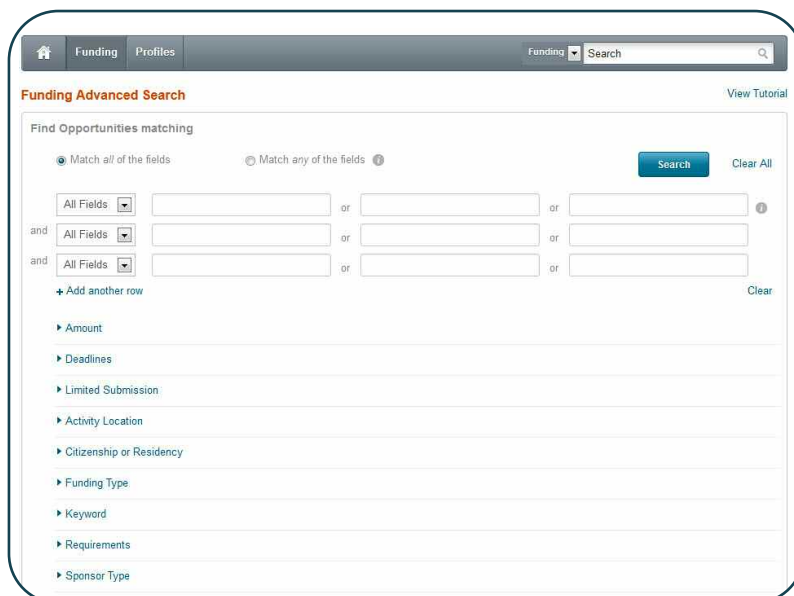
Use the Quick Search feature to search all fields of the funding opportunities in the database. To produce maximum results, all search terms entered are connected by the Boolean connector OR. The results of a Quick Search are always ranked by relevancy.

1. Enter your search terms into the text box.
2. Click the “Search Pivot” button.



ADVANCED SEARCH

1. Start by selecting the **Match All** or **Match Any** radio button at the top of the screen. This selection will add “And” or “Or” to the search rows beneath the option.
2. Click on the drop-down menu to select which field to search (**All Fields**, **Abstract**, **Title**, **Sponsor**, or **Sponsor ID**).
3. Enter your search terms into the boxes. If additional rows are needed, click **Add another row**.
4. Additional fields are available – click on any field name to expand the field options.
5. Click **Search**.



Helpful Hint: You can determine which opportunities to exclude by entering terms in the **Exclude These** section.

Also note that your campus administrator may have pre-set Activity Location and/or Citizenship filters that are automatically included in your Funding Search. If those filters are set, you will see them at the top of the search screen. You can remove them by deselecting the check boxes to the left.

SPONSOR SEARCH

The Pivot Sponsor Search is a predefined search that allows you to search for a specific sponsor and view funding opportunities or search for a sponsor name.

1. On the main **Funding** page, click the **By Sponsor** link located above the **Quick Search** box.
2. Enter a sponsor name in the text box to conduct a search that will display all opps offered by that sponsor or click on a link below the search box to view the names of **All sponsors**, **U.S. Federal sponsors**, or **Non-U.S. Federal sponsors**. If you choose **All sponsors**, please be patient as the list will take some time to display. If the names are hyperlinked, clicking on the sponsor name will display the funding opps offered.



Note: Many Sponsor names are listed under the name of their larger controlling entity.

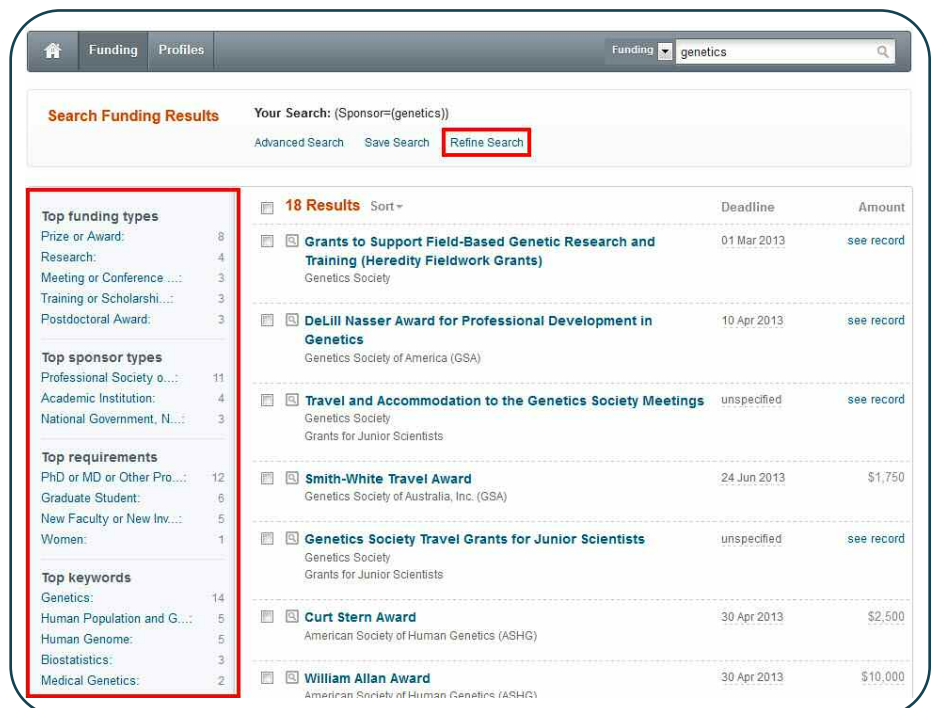
Example: The National Institutes of Health (NIH) is listed as one of the departments in the United States Department of Health and Human Services, under "U." The Sponsors included in this list may change over time as opps are added and removed from the database.

SEARCH RESULTS

There are two different ways to refine your search from the results page: Refine Search or Faceted Searching.

REFINE YOUR QUERY

1. From the search results page, click on **Refine Search** from the top of the page. This option will take you to the **Advanced Search** page, which will display your previous search strategy.



	18 Results	Sort +	Deadline	Amount
Top funding types				
Prize or Award:	8			
Research:	4			
Meeting or Conference...:	3			
Training or Scholarshi...:	3			
Postdoctoral Award:	3			
Top sponsor types				
Professional Society o...:	11			
Academic Institution:	4			
National Government, N...:	3			
Top requirements				
PhD or MD or Other Pro...:	12			
Graduate Student:	6			
New Faculty or New Inv...:	5			
Women:	1			
Top keywords				
Genetics:	14			
Human Population and G...:	5			
Human Genome:	5			
Biostatistics:	3			
Medical Genetics:	2			
18 Results				
Grants to Support Field-Based Genetic Research and Training (Heredity Fieldwork Grants)			01 Mar 2013	see record
Genetics Society				
DeLill Nasser Award for Professional Development in Genetics			10 Apr 2013	see record
Genetics Society of America (GSA)				
Travel and Accommodation to the Genetics Society Meetings			unspecified	see record
Genetics Society				
Grants for Junior Scientists				
Smith-White Travel Award			24 Jun 2013	\$1,750
Genetics Society of Australia, Inc. (GSA)				
Genetics Society Travel Grants for Junior Scientists			unspecified	see record
Genetics Society				
Grants for Junior Scientists				
Curt Stern Award			30 Apr 2013	\$2,500
American Society of Human Genetics (ASHG)				
William Allan Award			30 Apr 2013	\$10,000
American Society of Human Genetics (ASHG)				

REFINE YOUR QUERY

2. Add or remove criteria to narrow down or broaden your original search.
3. Click **Search**.

FACETED SEARCHING

Faceted Searching lets you drill down to include more specific criteria without having to go back to your original search.

1. On the search results page, go to the left side of the page, where you will find the Faceted Search area. This area will break down your search results into specific categories based upon **Submission Type, Top Funding Types, Top Sponsor Types, Top Requirements, and Top Keywords**. Above the facets, you may notice that your results are also filtered by country for citizenship and residency and/or activity location. These filters are set by your Pivot Administrator and you can opt to remove the filters from your search query by clicking on the “x” next to the filter.

Submission type	Count
Limited Submission:	2
Top funding types	
Research:	50
Program or Curriculum ...:	16
Training or Scholarshi...:	14
Postdoctoral Award:	11
Collaboration or Coope...:	4
Top sponsor types	
Other Nonprofit:	28
Private Foundation:	23
Professional Society o...:	8
Federal, U.S.:	7
Academic Institution:	6
Top requirements	
PhD or MD or Other Pro...:	61
New Faculty or New Inv...:	36
Nonprofit:	28
Academic Institution:	21
Government:	11
Top keywords	
Breast Cancer:	72
Cancer or Carcinogenesis:	29
Cancer Prevention:	25
Oncology:	25
Community Health:	14

80 Results	Sort	Deadline	Amount
CBCF, BC/Yukon Region Annual Breast Cancer Research Postgraduate Fellowship		12 Nov 2013	\$170,000
Canadian Breast Cancer Foundation (CBCF) British Columbia-Yukon Chapter			
Project Grants		10 Jan 2013	see record
Breast Cancer Campaign			
Clinical Translational Research Award		03 May 2013	\$12,000,000
United States Department of Defense (DOD) Department of the Army U.S. Army Medical Research and Materiel Command (USAMRMC)			
Grants		unspecified	see record
Breast Cancer Research Trust (BCRT)			
Avon Foundation Breast Cancer Research Program		02 Apr 2013	\$300,000
Avon Foundation for Women Avon Foundation Breast Cancer Crusade			
Postdoctoral Fellowships		unspecified	\$180,000
Komen for the Cure, Susan G.			
Research Grant Programme		unspecified	\$250,000
New Zealand Breast Cancer Foundation (NZBCF)			
Career Development Awards		21 Feb 2013	\$332,372
Rethink Breast Cancer			
Era of Hope Scholar Award		05 Apr 2013	\$2,500,000

2. Click on the specific faceted search criteria to narrow down your results. Your results list will refresh after you select a facet.

SAVING, TRACKING AND SHARING

SAVING A SEARCH

1. From the search results page, click on **Save your Query** at the top of the page. (If you are not logged in, the system will prompt you to enter your Pivot username and password.)
2. Enter a name for your saved search in the text box.
3. Indicate whether or not you would like to receive a weekly alert email with new or updated opps from this query, using the checkbox.
4. Click **Save**.

SAVING A FUNDING OPPORTUNITY TO A TRACKED OR ACTIVE LIST

Saving Funding Opportunities in your Pivot account allows you to maintain two separate lists of opportunities you are interested in. Your active list will be a shorter list of your very important opps, and your tracked list will be a longer list of opps that you still wish to keep track of. When you save an opportunity, you will have the option to choose which list you want the opp on. You are allowed to save an unlimited number of opps.

There are two ways to save funding opps. The first is by selecting opportunities from your search results list, which will display options for tracking; the second is from within the individual opportunity.

FROM THE FUNDING RESULTS PAGE

1. From the search results page, select which opps to save.
2. Click **Track** or **Set to Active** and choose to put the opps on your **tracked list** or your **active list** (opps cannot be on both lists).
3. By default, you will receive an email when there are updates to these opps. If you do not wish to receive an alert, de-select the email option.
4. Enter a new tag or select from your existing tag list.
5. Click **Add**.

The screenshot shows the 'Search Funding Results' page for a search on 'breast cancer'. The page includes a sidebar with filters for submission types, funding types, sponsor types, and requirements. The main table lists several opportunities, with the first one, 'CBCF, BC/Yukon Region Annual Breast Cancer Research Postgraduate Fellowship', having its 'Track' and 'Set to Active' buttons highlighted with a red box.

Submission type	Track	Set to Active	Share	Export	Deadline	Amount
Limited Submission: 2	<input checked="" type="checkbox"/>	<input checked="" type="checkbox"/>			12 Nov 2013	\$170,000
Top funding types						
Research: 59						
Program or Curriculum: 16						
Training or Scholarship: 14						
Postdoctoral Award: 11						
Collaboration or Coope.: 4						
Top sponsor types						
Other Nongovt.: 28						
Private Foundation: 23						
Professional Society o...: 8						
Federal, U.S.: 7						
Academic Institution: 6						
Top requirements						
PhD or MD or Other Pro...: 61						
Nonprofit: 28						
Academic Institution: 21						
Government: 11						

FROM AN INDIVIDUAL OPPORTUNITY

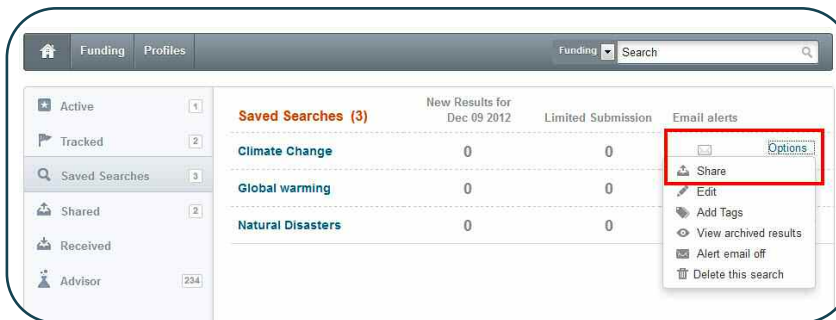
1. Click the opportunity name from the search results page to view the complete details.
2. Click **Track** or **Set to Active** depending on whether you want to put the opp on your **tracked list** or your **active list**.
3. By default, you will receive an email when there are updates to these opps. If you do not wish to receive an alert, you'll need to modify your preference from your Pivot home page Active or Tracked list.
4. Enter a new tag or select from your existing tag list by clicking **Add tag** (which will display once you choose **Track** or **Set to Active**).

The screenshot shows the 'Project Grants' individual opportunity page. The page includes a sidebar with filters and a main content area with details about the opportunity. The 'Track' and 'Set to Active' buttons are highlighted with a red box. The 'Set to Active' button shows '0 others' and the 'Track' button shows '0 others'.

Track	Set to Active
<input type="checkbox"/>	<input type="checkbox"/>

SHARING A SEARCH

1. Log in to your Pivot account and click **Saved Searches**.
2. Click **Options** and then **Share**.
3. Enter the name or the email address of the person that you wish to share this search with.
4. Include a message if you would like.
5. Click **Send**.



Note: A unique URL will be generated so you or your colleagues can click to access the full results list of this search strategy. This URL can then be posted to a website, electronic newsletter, listserv, etc. Your colleagues must belong to a subscribing institution to view the results; otherwise, he/she will get an error message when trying to view the search results. Users will need to login with a Pivot username and password if trying to view the results from off-campus.

SHARING A FUNDING OPPORTUNITY

You can share funding opportunities three ways within Pivot—from the opportunity itself, from a funding results list or from your **Active** or **Tracked** list.

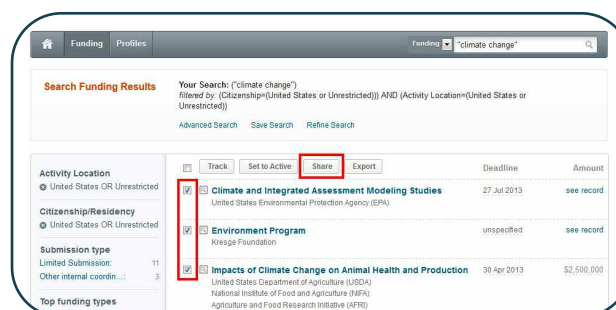
FROM THE OPPORTUNITY

1. Run a Funding search.
2. Select the opportunity you wish to share.
3. Click **Share**.
4. Enter the name or email address of the person you wish to share the opportunity with, include a message, and click **Send**.



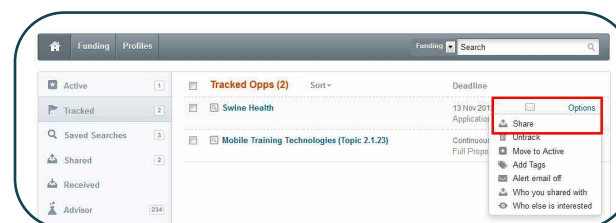
FROM A FUNDING RESULTS PAGE

1. Run a Funding search.
2. Select the opportunity(ies) you wish to share.
3. Click the **Share** button.
4. Enter the name or email address of the person you wish to share the opps with, include a message, and click **Send**.



FROM YOUR ACTIVE OR TRACKED LISTS

1. Select the opportunity you wish to share.
2. Click **Options**, and then click **Share**.
3. Enter the name or email address of the person you wish to share the opp with, include a message, and click **Send**.



Note: You can also share all of your active or tracked opps or a group of tagged opps. Select the opps you wish to share and click the **Share** button at the top of your list. If you have not narrowed your view by clicking on a tag, you can share all of your active or tracked opps. If you have narrowed your view by clicking on a tag, you can share those specific opps.